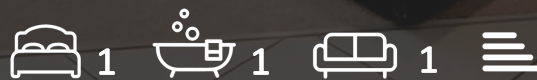




Western Gateway

Royal Victoria Dock, London, E16 1BS

£1,950 PCM



MADISON BROOK
INTERNATIONAL

Western Gateway, Royal Victoria Dock, London, E16 1BS

Presented in excellent condition throughout with high-quality fixtures, this superb new One bedroomed 6th floor apartment is located within a prime location for all amenities and boasts views over Excel Marina.

This property boasts luxury open-plan kitchen with Bosch appliances along with tiled bathroom with Grohe fittings, bright and airy bedroom and stunning southerly views. The development further boasts a residents gymnasium & 24hr concierge service.

A wide range of bars, restaurants and shops can be found within Canary Wharf with the River Thames and London City Airport also moments away.


Royal Victoria Dock (DLR) is the nearest station with the A13/M25 allowing the motorist easy access in and out of London.



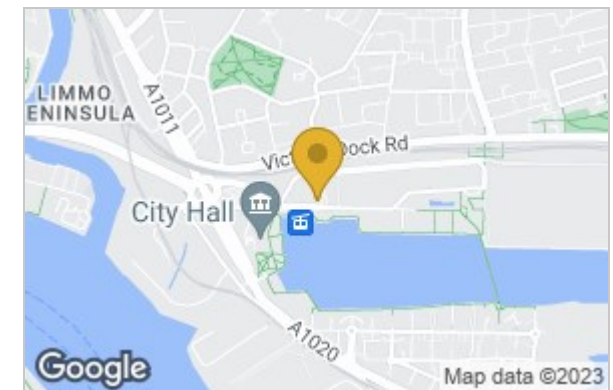
These particulars, whilst believed to be accurate are set out as a general outline only for guidance and do not constitute any part of an offer or contract. Intending purchasers should not rely on them as statements of representation of fact, but must satisfy themselves by inspection or otherwise as to their accuracy. No person in this firm's employment has the authority to make or give any representation or warranty in respect of the property.

20 Western Gateway, Royal Victoria Dock, London, E16 1BS
 Tel: 020 3946 6000 Email: docklands@madisonbrook.com <https://madisonbrook.com/>

Floor Plan



Area Map



Energy Efficiency Graph

